

DEZINER
PANELS

Innovative Design at Affordable Prices

3D PANELS

FAQ'S

WWW.DEZINERPANELS.COM.AU Ph: 03 8677 0827

Frequently asked questions


Q: How do you install Deziner Panels 3D products?

A: For installation of our 3D panels please see below:

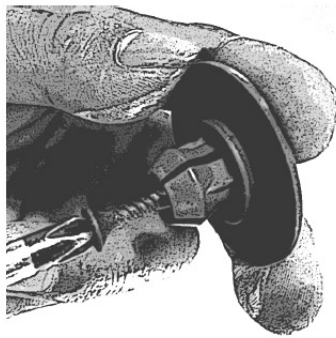
Tools required for installation:

- spirit level - tape measure - phillips head screw driver/cordless drill - hammer - liquid nails (if required)

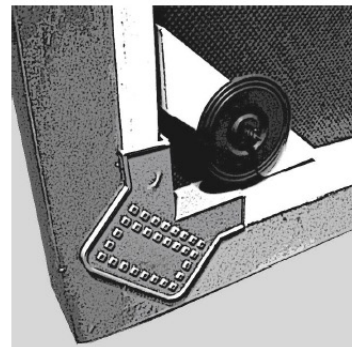
- Take off the fasteners and the hanger from the back of the product. Twists the screw through the self clinching circle bracket to reveal the screw point, insert the circle bracket where the hole is on the back of the panel



1.

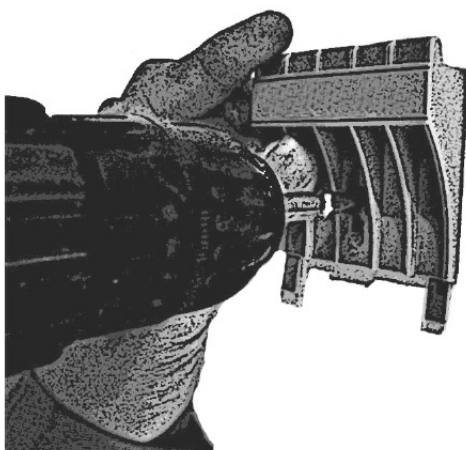


2.



3.

- drill a hole, fix the hanger on the wall and hang the product on the wall



1.




2.

- Use appropriate fixings for the type of wall that the product is being attached to

- For plaster walls use wall mates or plaster anchors
- For brick walls use 6mm green plugs/expandits
- For timber walls use chip board or bugle screws

- Press the corners of the products slightly to leave the screw' point trace on the wall. Then remove the products and take out of the circle fasteners from the back of the panel. Then drill in the walls, and place the circle fasteners in the position left by the screw point.



Once you have finished steps 1 to 4, hang the panel on the wall. Repeat these steps for the remaining panels on the wall making sure they are all square to each other and level.

Q: Are Deziner panels 3D products temperature/moisture resistant?

A: Our 3D panels have great temperature/ moisture resistant qualities. To gain the maximum life span of the product avoid long periods of exposure to excessive heat and moisture. Although our products are moisture resistant, DO NOT submerge the product in water as swelling will occur

Q: How do I clean the 3D panels?

A: Our 3D panels are easily cleaned by a damp cloth or if there is excessive dirt on them, please use a damp cloth with mild detergent. Please do not use a heavy scourer and harsh cleaning chemical products as this will cause the panels to become damaged

Q: Will Deziner panels 3D products be damaged or break if something is dropped on them or hit with an object?

A: Our 3D panels are made from a fire resistant hard polyurethane with a wood pulp and stone particles mixture. Although they are very durable please DO NOT hit them with any objects or drop them as they will break

Q: Will 3D panels ever fade outside?

A: We do not recommend that our 3D panels be placed in direct sun light as the painted surface will fade

Q: Is this product flammable?

A: The panel material can be ignited by a flame or a smouldering ignition. The panels should be kept away from a naked flame and from excessive heat exposure.

Q: Can the 3D panels be re painted?

A: Yes our 3D panels can be repainted if the customer wants to. We use water base and oil based paints to coat our panels.

Q: What condition does the wall have to be in for the panels to be hung correctly?

A: The wall will have to be relativley flat with minimal variations when a straight edge is applied to the wall?

Q: Does Deziner panels 3D products come with a warranty?

A: Yes, our products come with a 12 month warranty which covers:

- Abnormal damage during “ normal ” use of the product otherwise stated in this document

The warranty does not cover:

- Any damage due to a incorrect installation of the product otherwise stated in this document
- Any damage to the products during delivery from outside sources other than the Deziner Panels team of installers.
- Any miss use of the product otherwise stated in this document

Deziner Panels Australia Pty Ltd will not be held liable for any loss/damage arising from the miss use of products or any other resulting occurrences. Deziner Panels Australia Pty Ltd will not cover or be liable for any transportation fees and installation fees if replacement of the product is required due to loss or miss use of the product.

Commencement of the Installation of the product other than a Deziner Panels Installer is acceptance of Deziner Panels Australia Pty Ltd product terms and conditions.

This warranty is additional to the conditions which are mandatory as implied in the Trade Practices Act 1974 and relevant legislation in every state or territory in Australia

For further enquiries, please feel free to contact Deziner Panels Australia Pty Ltd (info@dezinerpanels.com.au)